









What to do

1		Bring a pan of water to the boil.
2		Using a spoon, carefully lower the eggs into the water.
3		Once the water has come back to the boil, put the timer on for 11 minutes. 

4		<p>When the timer goes off, take the pan to the sink and drain the water away.</p> <p>Run the cold tap over the eggs to cool them down.</p>
5		<p>Fill the pan with cold water and let the eggs sit in it until you are ready to peel them.</p>
7		<p>Peel the eggs</p>
8		<p>If you want you can slice them using an egg slicer</p>