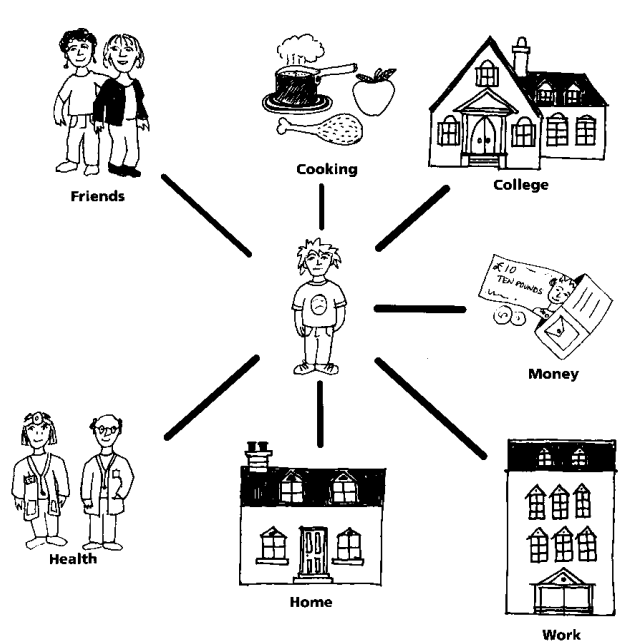


Brighton and Hove Learning Disability Partnership Board



Checking Person Centred Planning 2008



We have asked providers how many people they support have a Person Centred Plan. We do this every year. The Councils Contract Team helps us to do this.

In 2007 we asked this question for the first time and not all providers gave us an answer. 61% of providers replied.

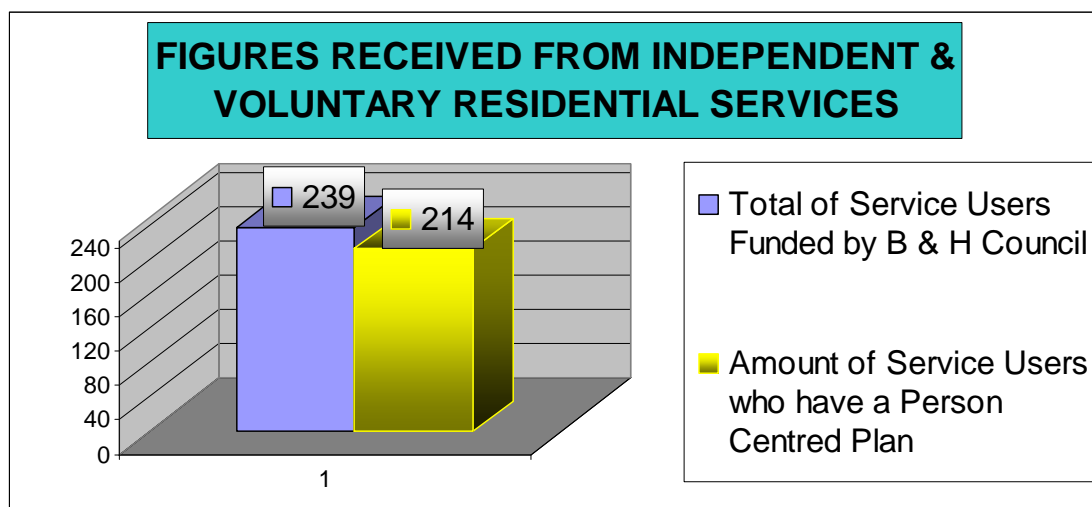
For 2008 many more providers gave us an answer.

Summary of PCP Annual Audit Return 2008

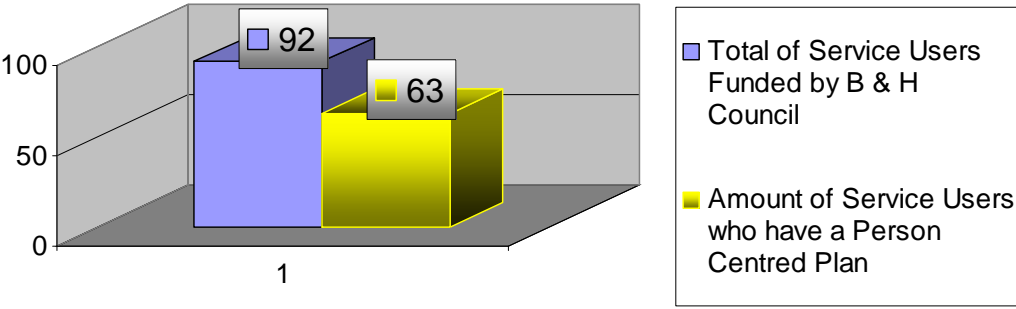
- Overall return rate = 99% Accommodation Independent and Voluntary Sector (98 Providers – 97 Returns)
- Overall return rate = 100% Community Support Independent and Voluntary Sector (3 providers)
- Overall return rate = 100% Day Services Independent and Voluntary Sector (4 providers)
- Overall return rate = 100% BHCC Accommodation
- Overall return rate = 100% BHCC Community Support
- Overall return rate = 100% BHCC Day Services/

That totals 99% which is an excellent return rate.

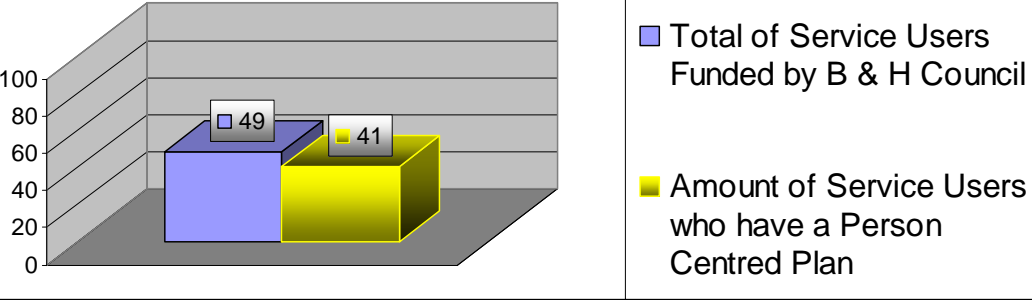
How many people have a Person Centred Plan 2008?



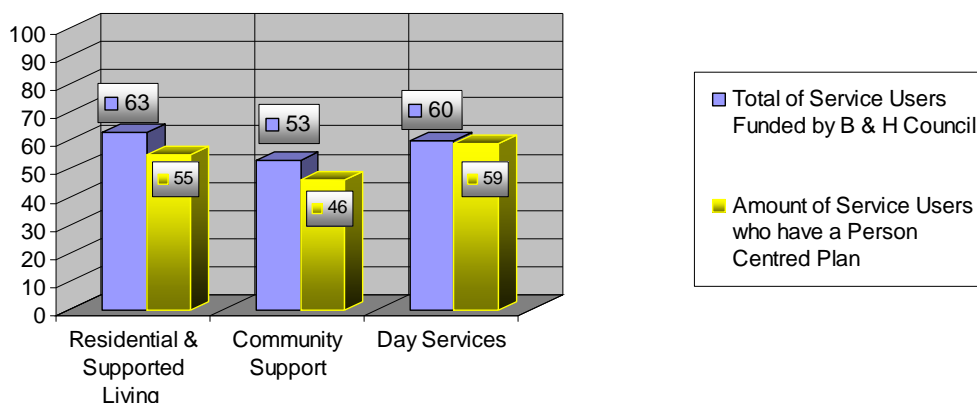
FIGURES RECEIVED FROM INDEPENDENT & VOLUNTARY COMMUNITY SUPPORT SERVICES



FIGURES RECEIVED FROM INDEPENDENT DAY SERVICES



FIGURES RECEIVED FROM BRIGHTON & HOVE CITY COUNCIL SERVICES



What we need to do next?

- We will continue to check how many people have plans in 2009.
- We will add two more questions for care providers in 2009 there are:
 - ✓ Where are peoples plans kept?
 - ✓ How often is the plan reviewed?
- The Person Centred Approaches Sub Group will be working on ways to support good person centred planning for people during 2009/10 – see our Work Plan for details.

Brighton and Hove – Person Centred Approaches Sub Group April 2009.